



Moss Hey Primary School Year Four Home Learning



You will find a selection of home learning activities for your child below. Evidence suggests that at primary school level there are two things which make the greatest difference to your attainment linked to home learning:

1. Reading regularly with an adult and discussing what you have read
2. Regular times table practice


There is a range of activities on this sheet for you to choose from and you are not expected to complete them all throughout the week.

Please decide which activities you would like to do, make sure you do something which makes you happy each day and if you have any questions, please get in touch on ClassDojo.

English Tasks

Talk for Writing

Have a look at the booklet 'Amazing Aliens' and read through the information about aliens. There are lots of different activities within this booklet and you can choose which ones you would like to complete. Some are quite short and others will be longer where you need to use a range of descriptive language. Try to do a range of activities, like we would in school.



When? Who? What? Why? Where? Openers

One of the activities in the Talk for Writing booklet is creating your opening paragraph of a Newspaper Report. Look at the example opening paragraphs in your booklet and create your own along with your eye-catching headline. Think about using lots of descriptive language as well as exciting ideas that will interest people and make people want to read the Newspaper Report.

As we have started to use Seesaw to share our work, please upload this piece of work to your portfolio.

When? Who? What? Why? Where? Openers
My favourite paragraph in a newspaper report is the first one. It's clever because it tells you the whole story without you having to read it all. It uses the 5 W's above to do this.

Last night (when), local farmer Barry Bartlett, (who), 46 years old, received the shock of his life (what) when he discovered an alien spaceship landing (why) in one of his wheat fields (where).

* How else could I have surprised a local person? Maybe I was found snooping around in a garage or maybe I was seen in a park or I arrived at school?

For example: Yesterday, local shopkeeper Ada Rudge, 34 years old, received the shock of her life when she found a green, slimy alien eating tinned hotdogs at the back of her shop.


* Now you try using the 5 W's to write a new paragraph about my mischief. Remember to tell me when, who, what, why and where. Use the example above to help you.

Spellings

Choose your challenge and have a go at practising your spellings each week. Test yourself on a Friday and see how many words you can get correct. Can you use each of your words in some silly sentences or even create a story with them? Share them on ClassDojo or Seesaw so we can all enjoy them!

Reading

Complete the Magnetised Reading Comprehension that has a range of activities on. It has given you some example story starters based on the picture; can you think of a different one? Look at the example in the file, and use this to help set yours out. It gives you lots of exciting information about the story that makes you want to find out more about it. You could change the character's name and alter what you think is happening in the picture.



Complete the Sound Waves Reading Comprehension. It is differentiated, so choose which challenge is right for you (3 stars at the bottom of the sheet is the most challenging).

Maths Tasks

Head to Mathletics and complete some of the activities. There are a range of activities and games that you can play to develop your Maths.



Take on the challenges on TT Rockstars and see what score you can get. Can you beat Year 3, 5 or 6? Can the teachers manage to topple your scores? Good luck!

TT Rockstar Shout Out!

Well done to everyone who has played on TT Rockstars this week, there are some very impressive scores being posted! There is still a week to go on challenges but currently you are winning over Year 3 and Year 6 in those battles, but can you earn more points to beat Year 5? Get those times table brains ticking and those fingers moving quickly to catch them!

Well done to Tom H, James, Max, Isla, Nathan, Harry, Daniel C, Thomas R, Archie, Alexander, Gretel, Ariana and Grace who all earned lots of coins this week! Keep it up, both James and Archie earned over 30,000 coins. Wow!

Use the Consolidation pack on Money to complete your understanding of Money based questions, answering these Reasoning and Problem Solving questions.

This week, we are going to be looking at time. Answer the questions on Hours, Minutes and Seconds as well as Years, Months, Weeks and Days questions. You should complete the Varied Fluency questions first before moving on to the Reasoning and Problem-Solving questions.

Theme Tasks

How many features of a river can you label? Read through the PowerPoint then choose which challenge sheet you want (3 stars is the trickiest as it has not got a word bank for you to use) and label all the parts you can.

From that, choose 5 of those words and create a booklet or poster about what those words mean and diagrams to go with them.

Complete it on paper or on the computer and upload your work to your portfolio on Seesaw.

Complete some of the activities and games on the Canal and River Trust website <https://canalrivertrust.org.uk/explorers/games>

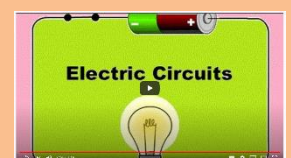


Science Tasks

Watch these videos on YouTube to help you recap on what makes a circuit:

<https://www.youtube.com/watch?v=HOFp8bHTN30>

<https://www.youtube.com/watch?v=js7Q-r7G9ug>



Following on from the work you did last week about making a complete circuit, use the Insulator or Conductor sheet to predict what different materials will do. Use the PowerPoint to help you and if you have any of the parts at home, why not make it a real-life experiment.

Visit https://phet.colorado.edu/sims/html/circuit-construction-kit-dc/latest/circuit-construction-kit-dc_en.html to create working circuits. Have a go at turning a light on and off and see what materials allow electricity to flow through them.

Ongoing Weekly Tasks

BBC Bitesize- They have released some great lessons with teachers that the children can access and follow through independently.

TT Rockstars- Online timestable practise. Check out the battles on there! Who will win, the boys or girls?

Mathletics- You should have your login details from ClassDojo so login and complete some of the work set and play some games. I will add more things on here throughout the week.

Oxford Owl - Online ebooks which match your child's reading book band.

Classroom Secrets - Online activities that your child can access.

White Rose Maths- This is the scheme we follow in school and they continue to update it with activities that can be completed at home.

Spelling/phonics- related to your year group or what you are covering in school.

ICT Games - Interactive Maths and English games.

Once Upon a Picture - A selection of interesting images which can inspire your child to write. It could be a story, a recount, a set of instructions, whatever motivates your child.

Roy the Zebra - Interactive reading games.

Topmarks - A range of interactive activities for all subject areas throughout the curriculum.