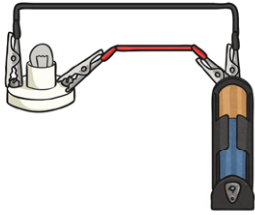
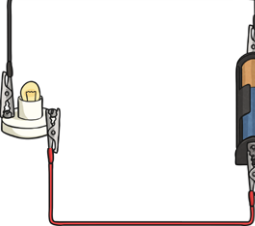
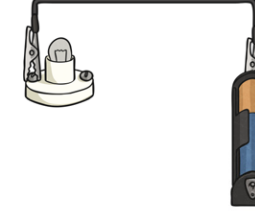
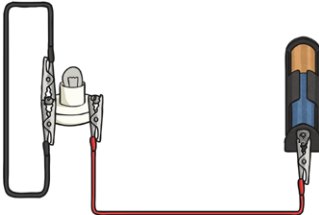




Complete and Incomplete Circuits



Create the circuits in the pictures and test to see if they are complete (bulb will light) or incomplete (bulb will not light).

Circuit	Complete or Incomplete?
	
	
	
	

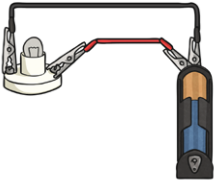
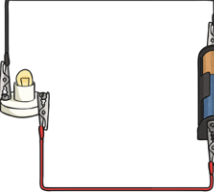
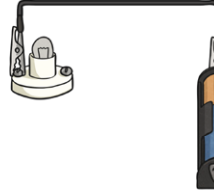
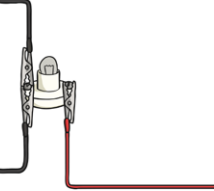
What is the difference between the complete and incomplete circuits?



Complete and Incomplete Circuits



Look at the following circuits carefully. Predict if they are complete (bulb will light) or incomplete (bulb will not light). After you have done this, create the circuits to test if your predictions are correct.

Circuit	Prediction (Complete or incomplete?)	Test (Was your prediction correct?)
		
		
		
		

How many did you predict correctly? _____

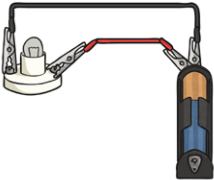
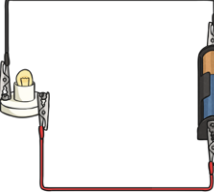
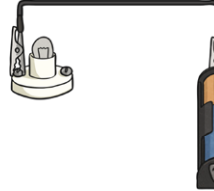
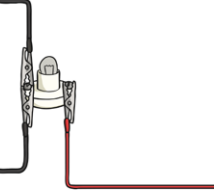
What is the difference between the complete and incomplete circuits?



Complete and Incomplete Circuits



Look at the following circuits carefully. Predict if they are complete (bulb will light) or incomplete (bulb will not light). After you have done this, create the circuits to test if your predictions are correct.

Circuit	Prediction (Complete or incomplete?)	Test (Was your prediction correct?)
		
		
		
		

How many did you predict correctly? _____

What is the difference between the complete and incomplete circuits?



Complete and Incomplete Circuits

Now draw 2 different circuits of your own (they must be different to the ones already tested), predict and test.

You can use more than 1 battery (cell) and bulb, and more than 2 wires.

Circuit	Prediction (Complete or incomplete?)	Test (Was your prediction correct?)