

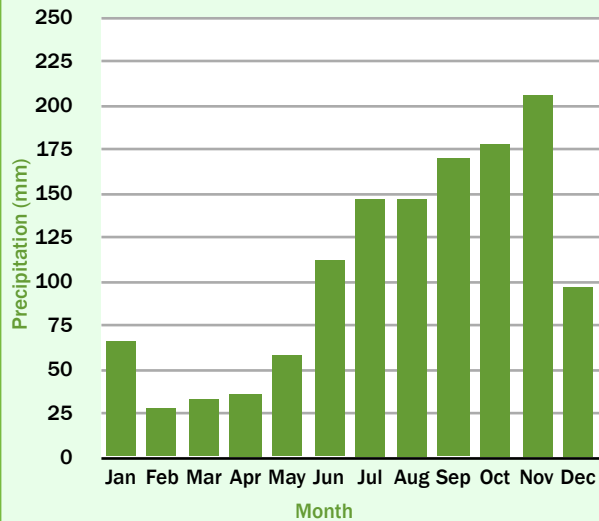
Can you match up the name, description, picture, average temperature graph and precipitation graph for each of these locations?

**Winnipeg
Canada**

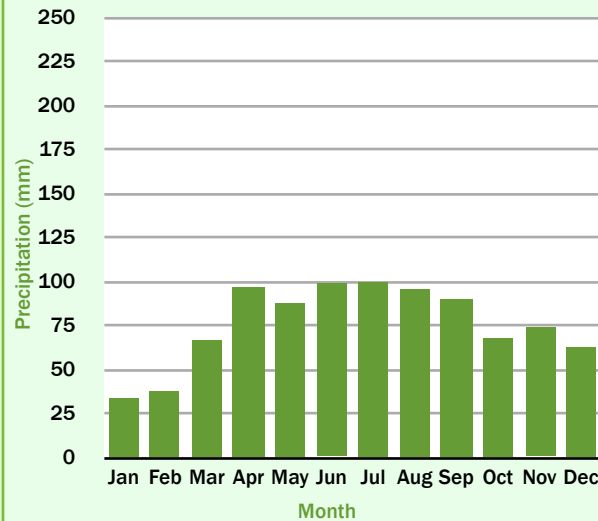
**Chicago, Illinois
USA**

**Bridgetown
Barbados**

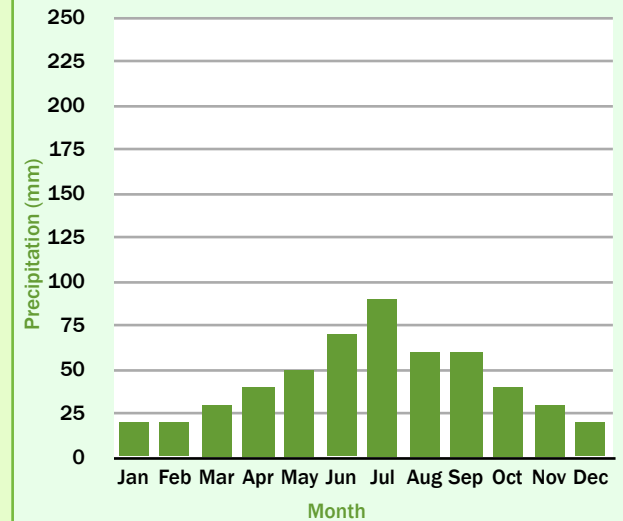
Average precipitation (mm)



Average precipitation (mm)



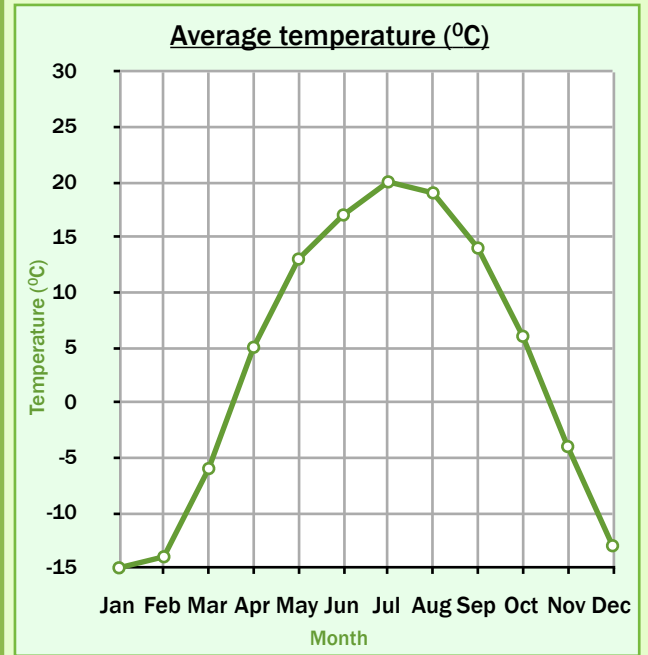
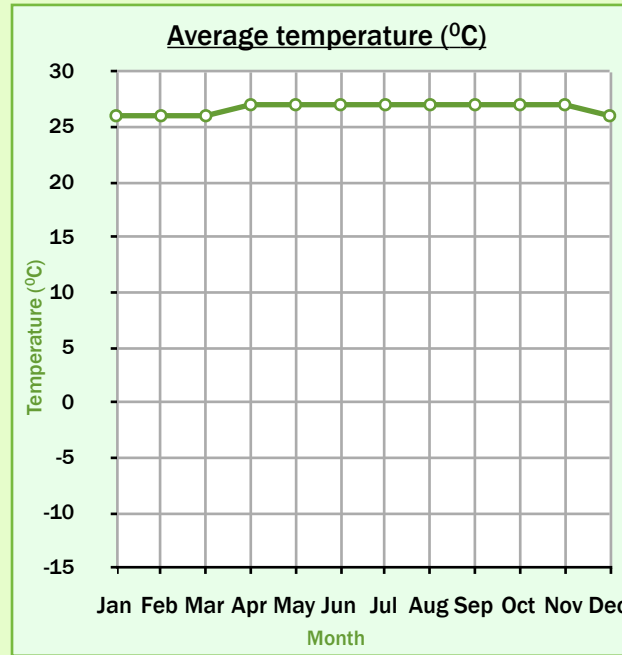
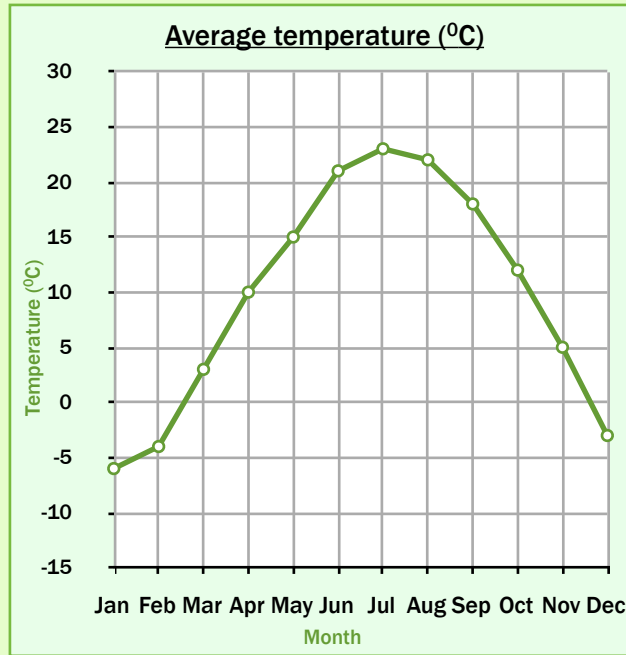
Average precipitation (mm)



Chicago has a temperate climate with cold winters and warm summers. July is the hottest month and January is the coldest month.

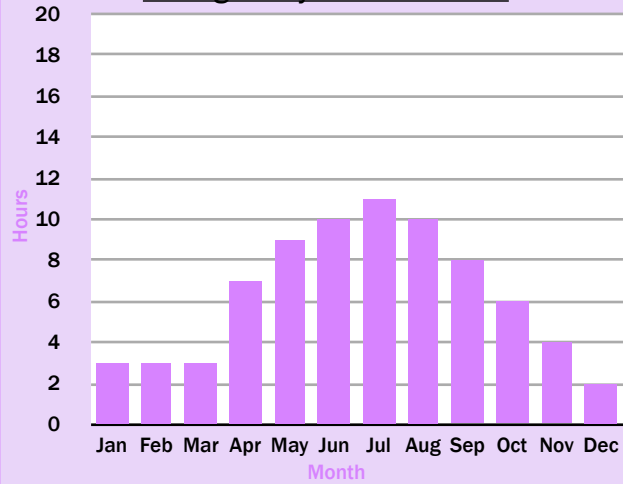
Bridgetown has a tropical climate. It doesn't have hot and cold seasons but instead it has wet and dry seasons. The rainy season is from June to November.

Winnipeg has warm summers but very cold, dry winters. Snow can sometimes last for six months of the year. July is both the hottest and the wettest month.

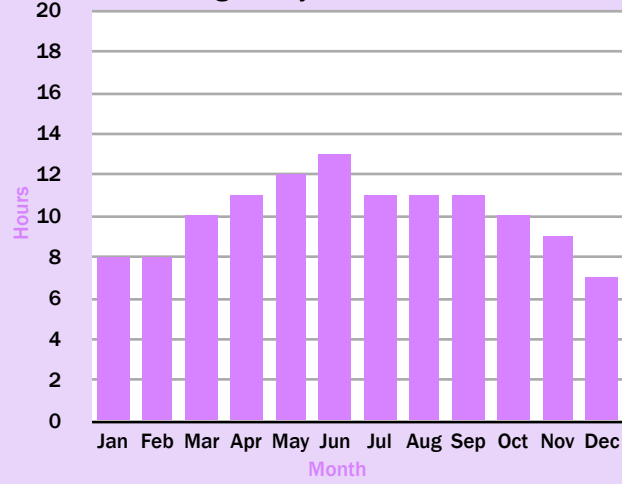


Can you match up the name, description, picture, average temperature graph, precipitation graph and sunshine hours graph for each of these locations?

Average daily sunshine hours



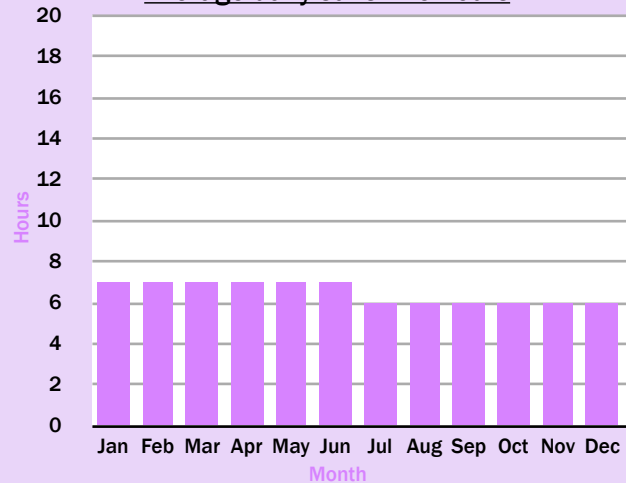
Average daily sunshine hours



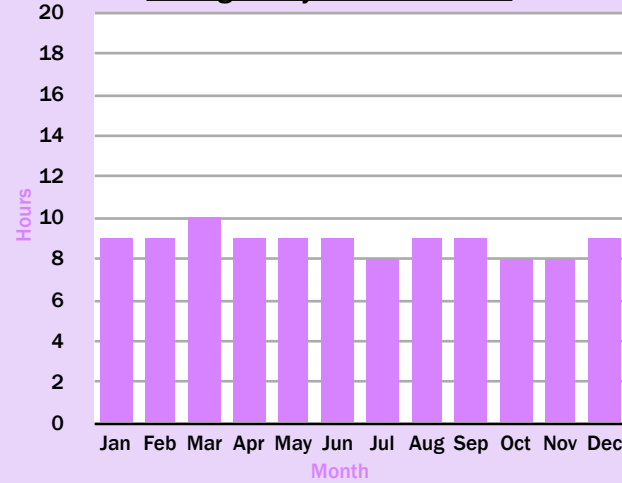
Bridgetown has a tropical climate. It doesn't have hot and cold seasons but instead it has wet and dry seasons. The rainy season is from June to November. Bridgetown is very sunny all year round, averaging around 9 hours of sunshine a day.

Winnipeg has warm summers but very cold, dry winters. Snow can sometimes last for six months of the year. July is both the hottest and the wettest month. There are usually only a few hours of sunshine a day during winter but summers are much sunnier.

Average daily sunshine hours



Average daily sunshine hours



San José is in a tropical rainforest. Instead of hot and cold seasons, it has wet and dry seasons. The wet season lasts from May to November. The temperature changes very little through the year (averaging between 20°C and 25°C). It is sunny for around 5 or 6 hours a day.

Las Vegas has a desert climate as it is located within the Mojave Desert. Summer months between June and September are extremely hot and sunny. There is very little rainfall all year round. As there is little cloud cover, for most months of the year there are more than 8 hours of sunshine a day.

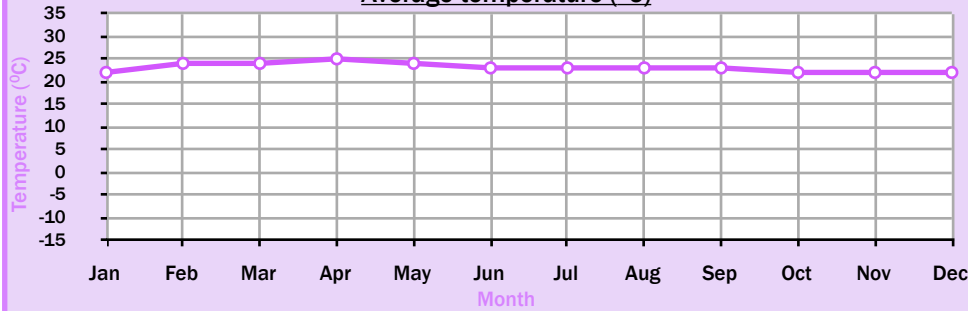
Winnipeg, Canada

San José, Costa Rica

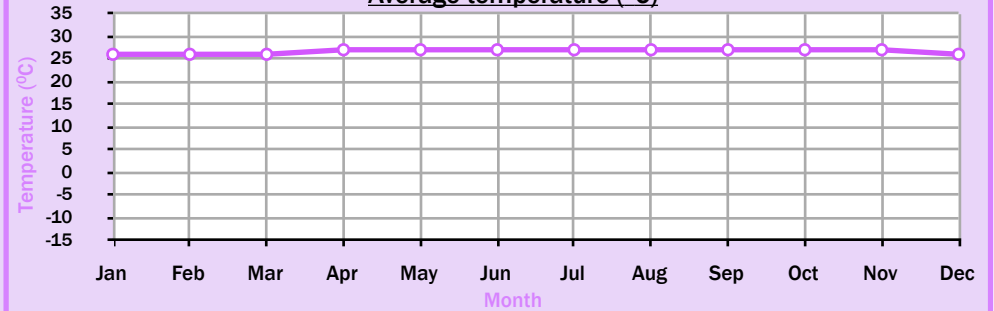
Bridgetown, Barbados

Las Vegas, Nevada, USA

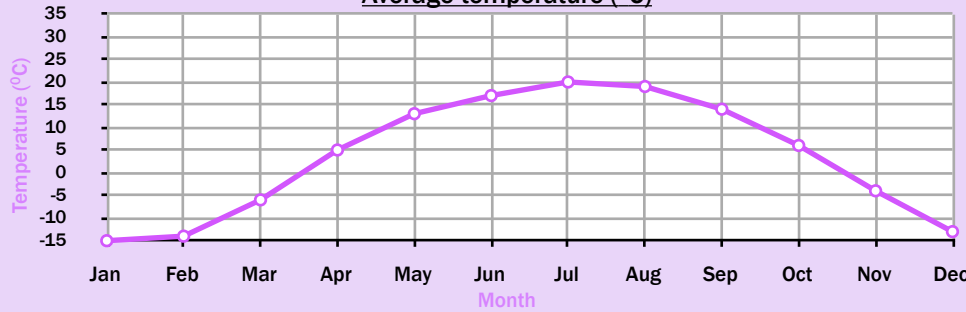
Average temperature (°C)



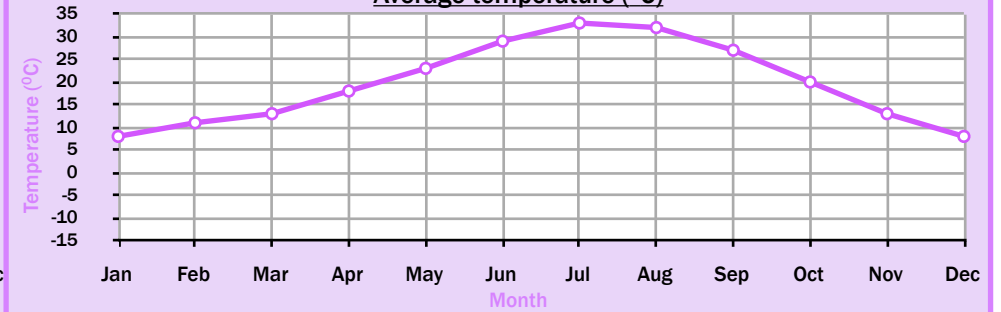
Average temperature (°C)



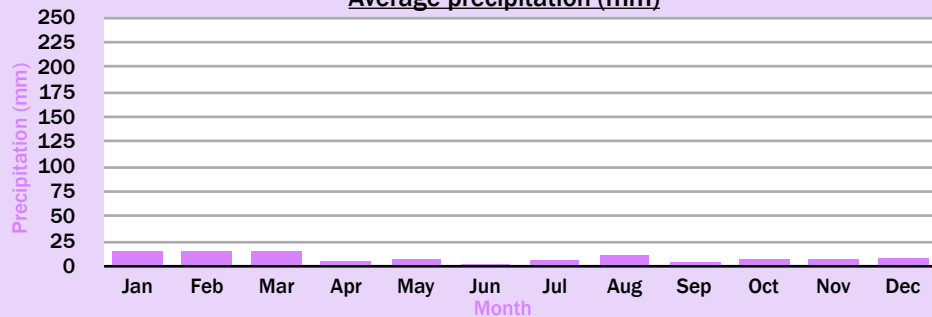
Average temperature (°C)



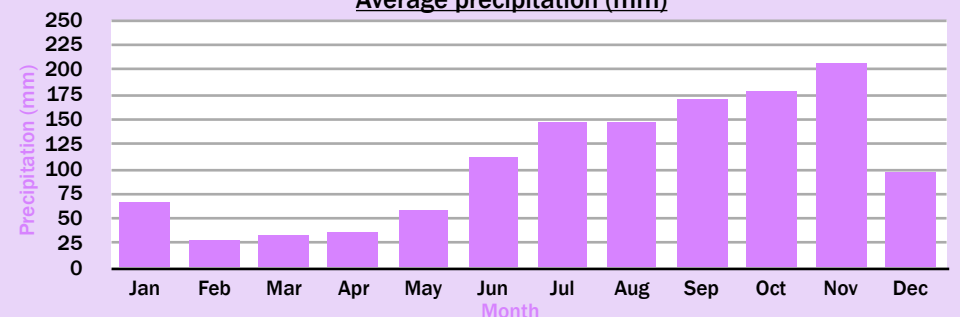
Average temperature (°C)

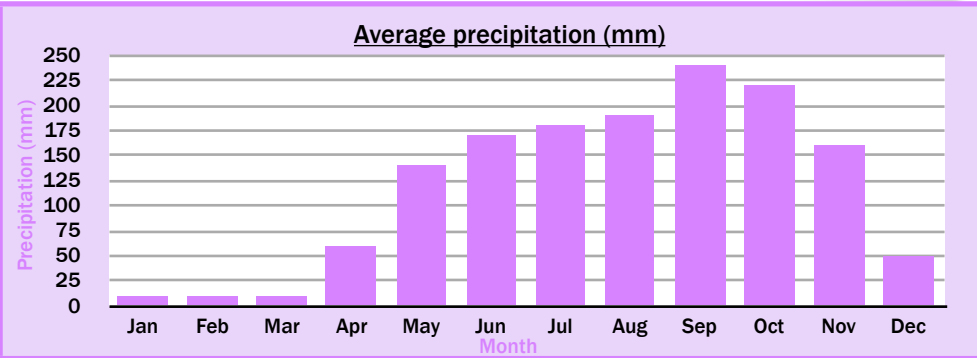
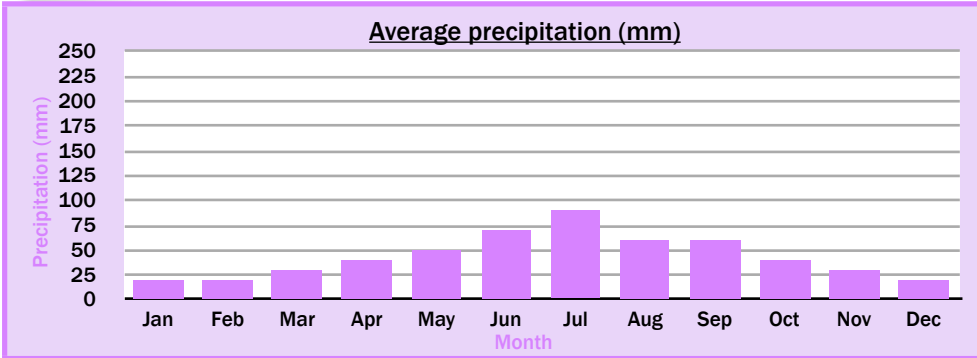


Average precipitation (mm)

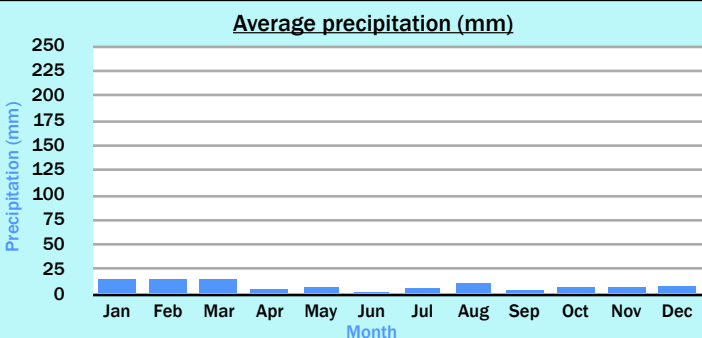
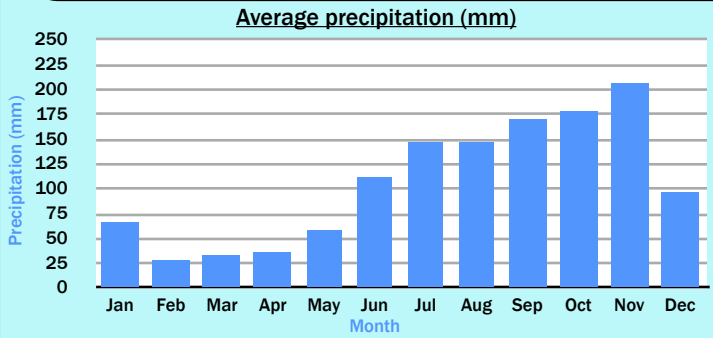


Average precipitation (mm)



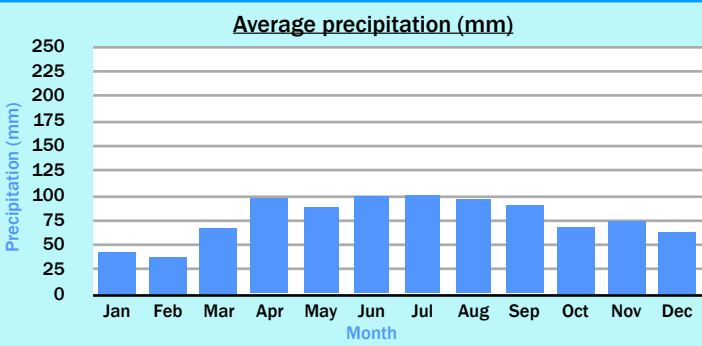
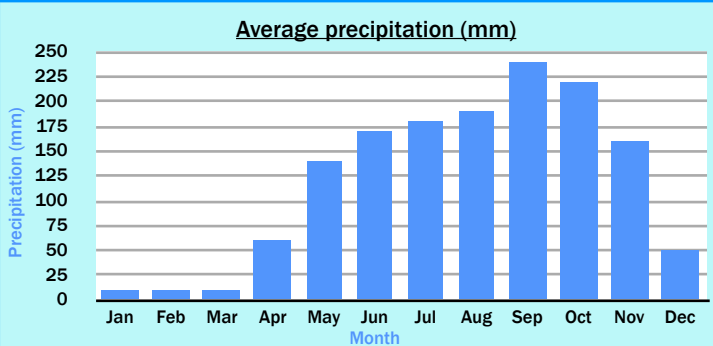


Can you match up the name, description, picture, average temperature graph, precipitation graph and sunshine hours graph for each of these locations?



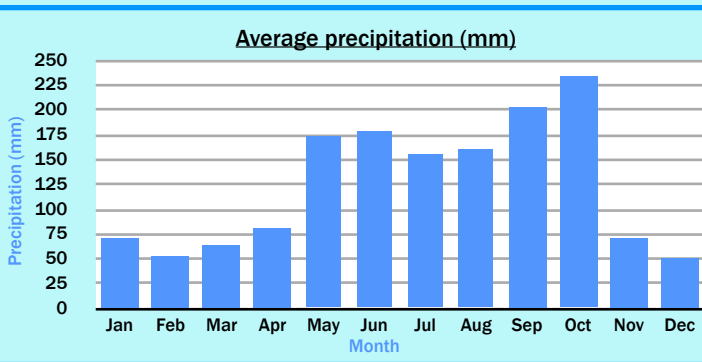
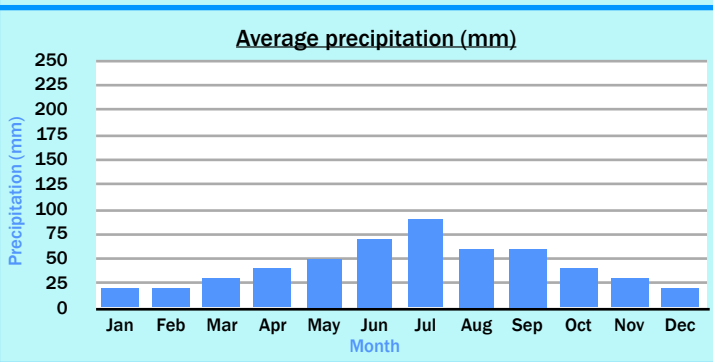
Winnipeg, Canada

San José, Costa Rica



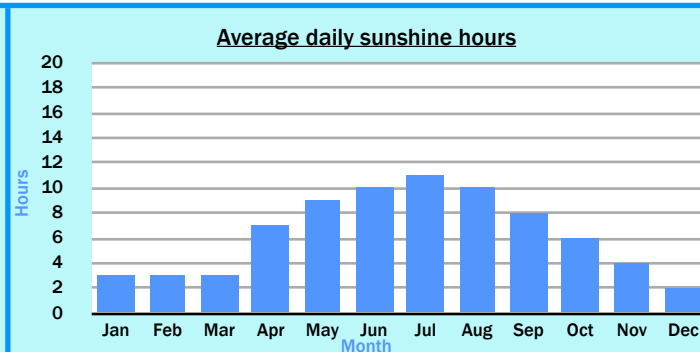
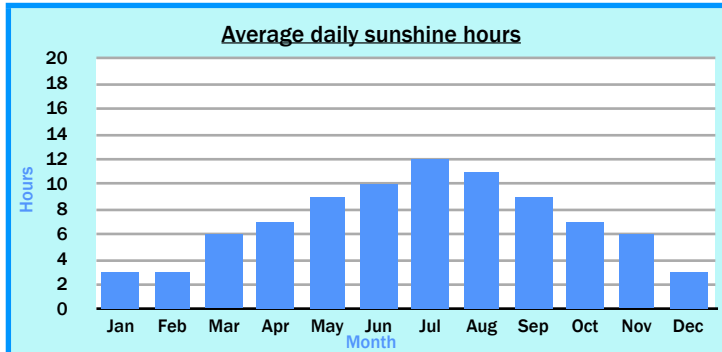
Bridgetown, Barbados

Chicago, Illinois, USA

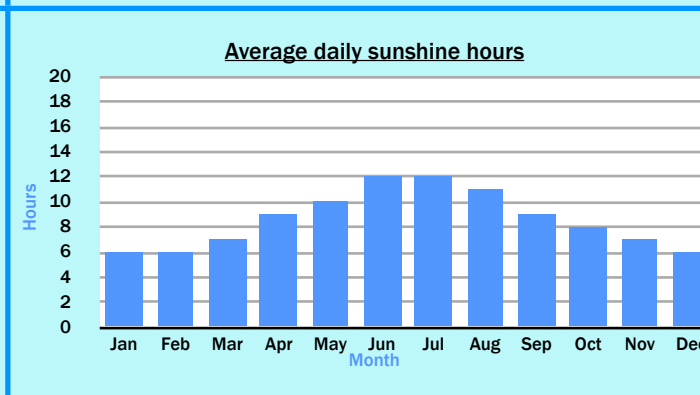
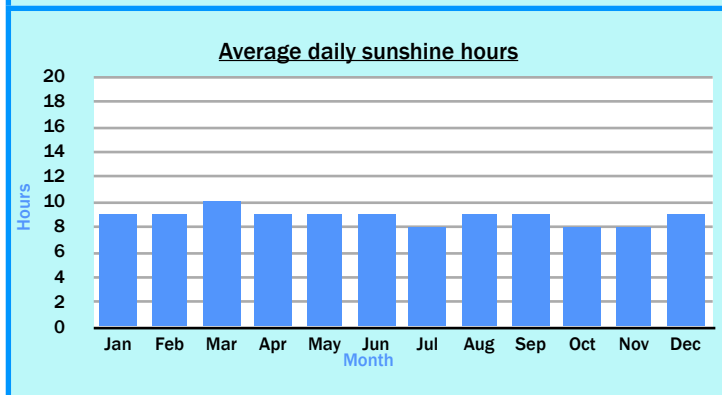


Las Vegas, Nevada, USA

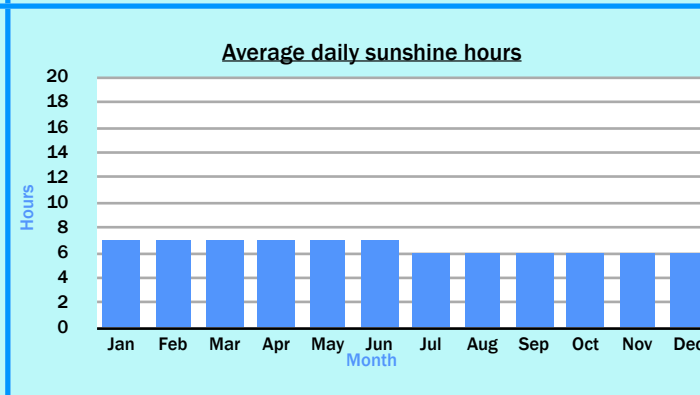
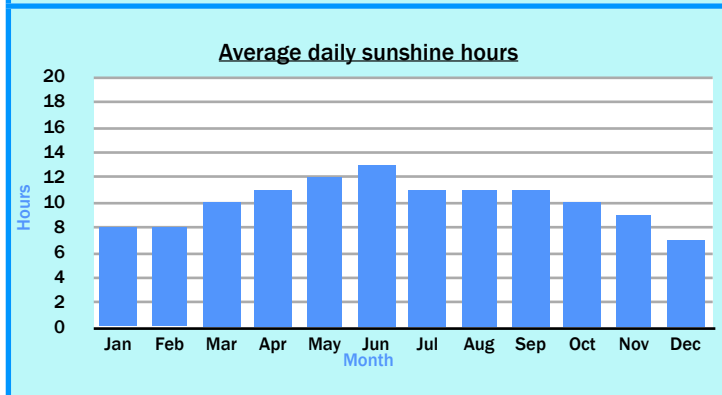
Miami, Florida, USA



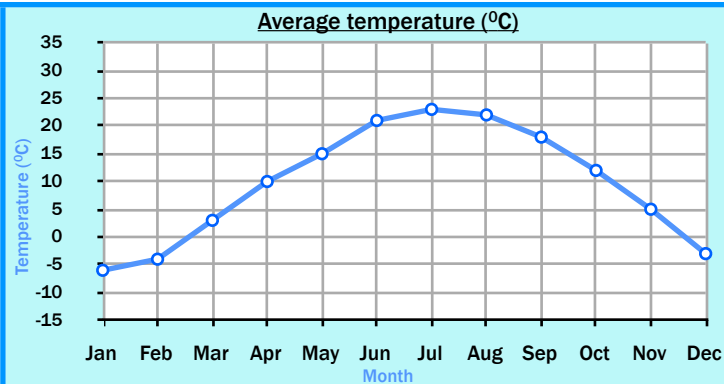
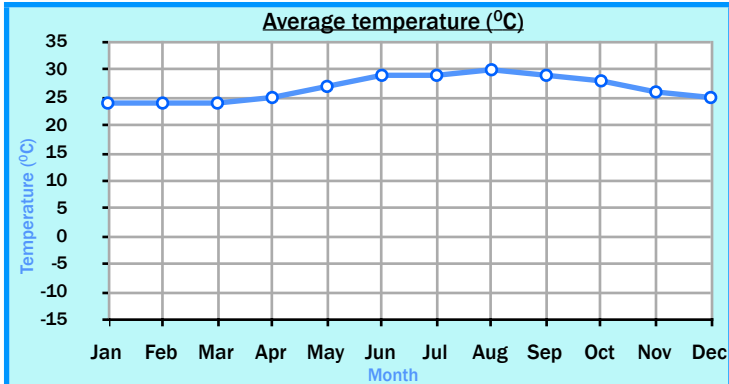
Miami has a tropical monsoon climate which means that it is hot and humid, especially in summer. Temperatures change little throughout the year but August is usually the hottest month. The wet season lasts from May to October. June and July are the sunniest months.



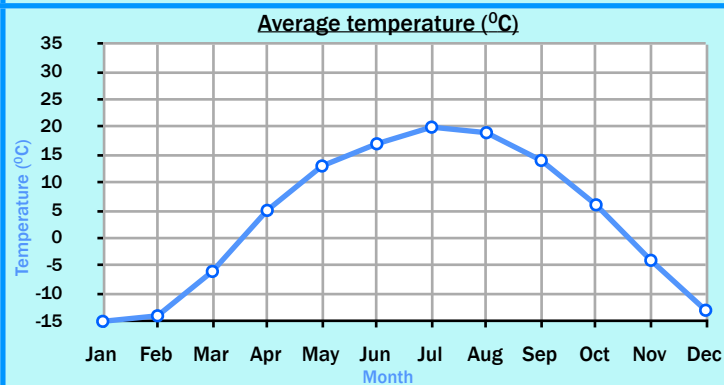
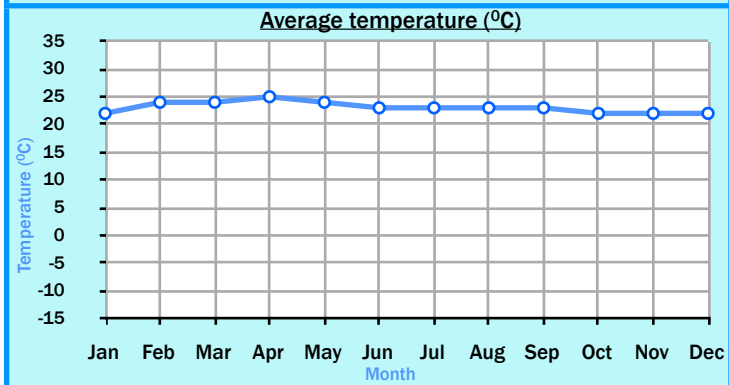
Chicago has a temperate climate with cold winters and warm summers. July is the hottest (and sunniest) month and January is the coldest month. Precipitation remains fairly constant throughout the year and winters can be snowy due to below-freezing temperatures.



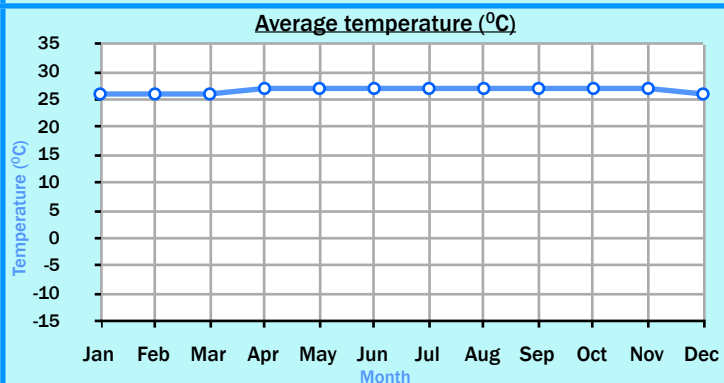
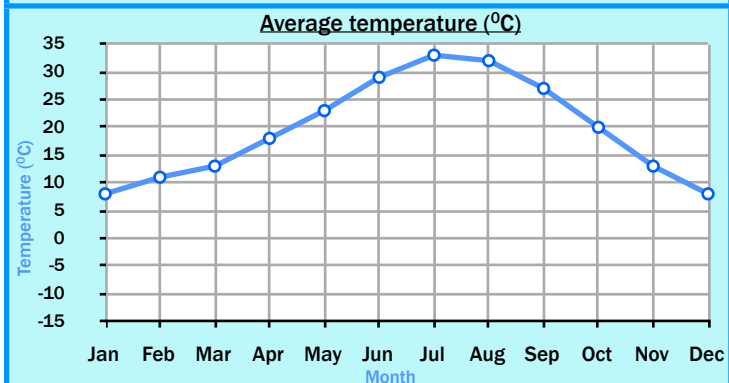
Las Vegas has a desert climate as it is located within the Mojave Desert. Summer months between June and September are extremely hot and sunny. There is very little rainfall all year round. As there is little cloud cover, for most months of the year there are more than 8 hours of sunshine a day.



San José is in a tropical rainforest. Instead of hot and cold seasons, it has wet and dry seasons. The wet season lasts from May to November. The temperature changes very little through the year (averaging between 20°C and 25°C). It is sunny for around 5 or 6 hours a day.



Winnipeg has warm summers but very cold, dry winters. Snow can sometimes last for six months of the year. July is both the hottest and the wettest month. There are usually only a few hours of sunshine a day during winter but summers are much sunnier.



Bridgetown has a tropical climate. It doesn't have hot and cold seasons but instead it has wet and dry seasons. The rainy season is from June to November. Bridgetown is very sunny all year round, averaging around 9 hours of sunshine a day.



La Tuque, Quebec, Canada	Ottawa, Ontario, Canada	Winnipeg, Manitoba, Canada	Calgary, Alberta, Canada
Edmonton, Alberta, Canada	Vancouver, British Columbia, Canada	Toronto, Ontario, Canada	Boston, Massachusetts, USA
New York City, New York, USA	Richmond, Virginia, USA	Columbus, Ohio, USA	Nashville, Tennessee, USA
New Orleans, Louisiana, USA	Wichita, Kansas, USA	Minneapolis, Minnesota, USA	Denver, Colorado, USA
Albuquerque, New Mexico, USA	Seattle, Washington, USA	San Francisco, California, USA	Phoenix, Arizona, USA
Austin, Texas, USA	Anchorage, Alaska, USA	Honolulu, Hawaii, USA	Las Vegas, Nevada, USA
Miami, Florida, USA	Mexico City, Mexico	Merida, Mexico	Managua, Nicaragua
San José, Costa Rica	La Chorrera, Panama	Nassau, Bahamas	Havana, Cuba
Port-au-Prince, Haiti	Kingston, Jamaica	Bridgetown, Barbados	Port of Spain, Trinidad and Tobago

Climates of North America

Choose a North American location.



Identify where the location is on a map of North America.



Use different sources of information to find out what the climate is like in your chosen location.



Present the information you have found out in an engaging way.

What the average temperature is for each month of the year?

How much precipitation (rain, sleet or snow) is there on average?

How is the climate classified? Is it tropical, temperate, desert, subarctic?

Is it a windy place? Is it prone to hurricanes or tropical storms?

Is it a humid or a dry place?

How much sunshine on average does this location get?



Climates of North America

Choose a North American location.



Identify where the location is on a map of North America.



Use different sources of information to find out what the climate is like in your chosen location.



Present the information you have found out in an engaging way.

What the average temperature is for each month of the year?


How much precipitation (rain, sleet or snow) is there on average?

How is the climate classified? Is it tropical, temperate, desert, subarctic?

Is it a windy place? Is it prone to hurricanes or tropical storms?

Is it a humid or a dry place?

How much sunshine on average does this location get?



Chicago

Average temperature °C												
Jan	Feb	Mar	Apr	May	Jun	Jul	Aug	Sep	Oct	Nov	Dec	
-6	-4	3	10	15	21	23	22	18	12	5	-3	

Average precipitation mm												
Jan	Feb	Mar	Apr	May	Jun	Jul	Aug	Sep	Oct	Nov	Dec	
43	38	67	97	88	99	100	96	90	68	74	63	

Average daily sunshine hours												
Jan	Feb	Mar	Apr	May	Jun	Jul	Aug	Sep	Oct	Nov	Dec	
3	3	6	7	9	10	12	11	9	7	6	3	

Winnipeg

Average temperature °C												
Jan	Feb	Mar	Apr	May	Jun	Jul	Aug	Sep	Oct	Nov	Dec	
-15	-14	-6	-5	13	17	20	19	14	6	-4	-13	

Average precipitation mm												
Jan	Feb	Mar	Apr	May	Jun	Jul	Aug	Sep	Oct	Nov	Dec	
20	20	30	40	50	70	90	60	60	40	30	20	

Average daily sunshine hours												
Jan	Feb	Mar	Apr	May	Jun	Jul	Aug	Sep	Oct	Nov	Dec	
3	3	3	7	9	10	11	10	8	6	4	2	

San José

Average temperature °C												
Jan	Feb	Mar	Apr	May	Jun	Jul	Aug	Sep	Oct	Nov	Dec	
22	24	24	25	24	23	23	23	23	22	22	22	

Average precipitation mm												
Jan	Feb	Mar	Apr	May	Jun	Jul	Aug	Sep	Oct	Nov	Dec	
10	10	10	60	140	170	180	190	240	220	160	50	

Average daily sunshine hours												
Jan	Feb	Mar	Apr	May	Jun	Jul	Aug	Sep	Oct	Nov	Dec	
7	7	7	7	7	7	6	6	6	6	6	6	

Bridgetown

Average temperature °C												
Jan	Feb	Mar	Apr	May	Jun	Jul	Aug	Sep	Oct	Nov	Dec	
26	26	26	27	27	27	27	27	27	27	27	26	

Average precipitation mm												
Jan	Feb	Mar	Apr	May	Jun	Jul	Aug	Sep	Oct	Nov	Dec	
66	28	33	36	58	112	147	147	170	178	206	97	

Average daily sunshine hours												
Jan	Feb	Mar	Apr	May	Jun	Jul	Aug	Sep	Oct	Nov	Dec	
9	9	10	9	9	9	8	9	9	8	8	9	

Las Vegas

Average temperature °C												
Jan	Feb	Mar	Apr	May	Jun	Jul	Aug	Sep	Oct	Nov	Dec	
8	11	13	18	23	29	33	32	27	20	13	8	

Average precipitation mm												
Jan	Feb	Mar	Apr	May	Jun	Jul	Aug	Sep	Oct	Nov	Dec	
15	15	15	5	7	2	6	11	4	7	7	8	

Average daily sunshine hours												
Jan	Feb	Mar	Apr	May	Jun	Jul	Aug	Sep	Oct	Nov	Dec	
8	8	10	11	12	13	11	11	11	10	9	7	

Miami

Average temperature °C												
Jan	Feb	Mar	Apr	May	Jun	Jul	Aug	Sep	Oct	Nov	Dec	
24	24	24	25	27	29	29	30	29	28	26	25	

Average precipitation mm												
Jan	Feb	Mar	Apr	May	Jun	Jul	Aug	Sep	Oct	Nov	Dec	
71	53	64	81	173	178	155	160	203	234	71	51	

Average daily sunshine hours												
Jan	Feb	Mar	Apr	May	Jun	Jul	Aug	Sep	Oct	Nov	Dec	
6	6	7	9	10	12	12	11	9	8	7	6	